BIM COLLABORATE PRO QUICK START

www.cadline.co.uk

cadline

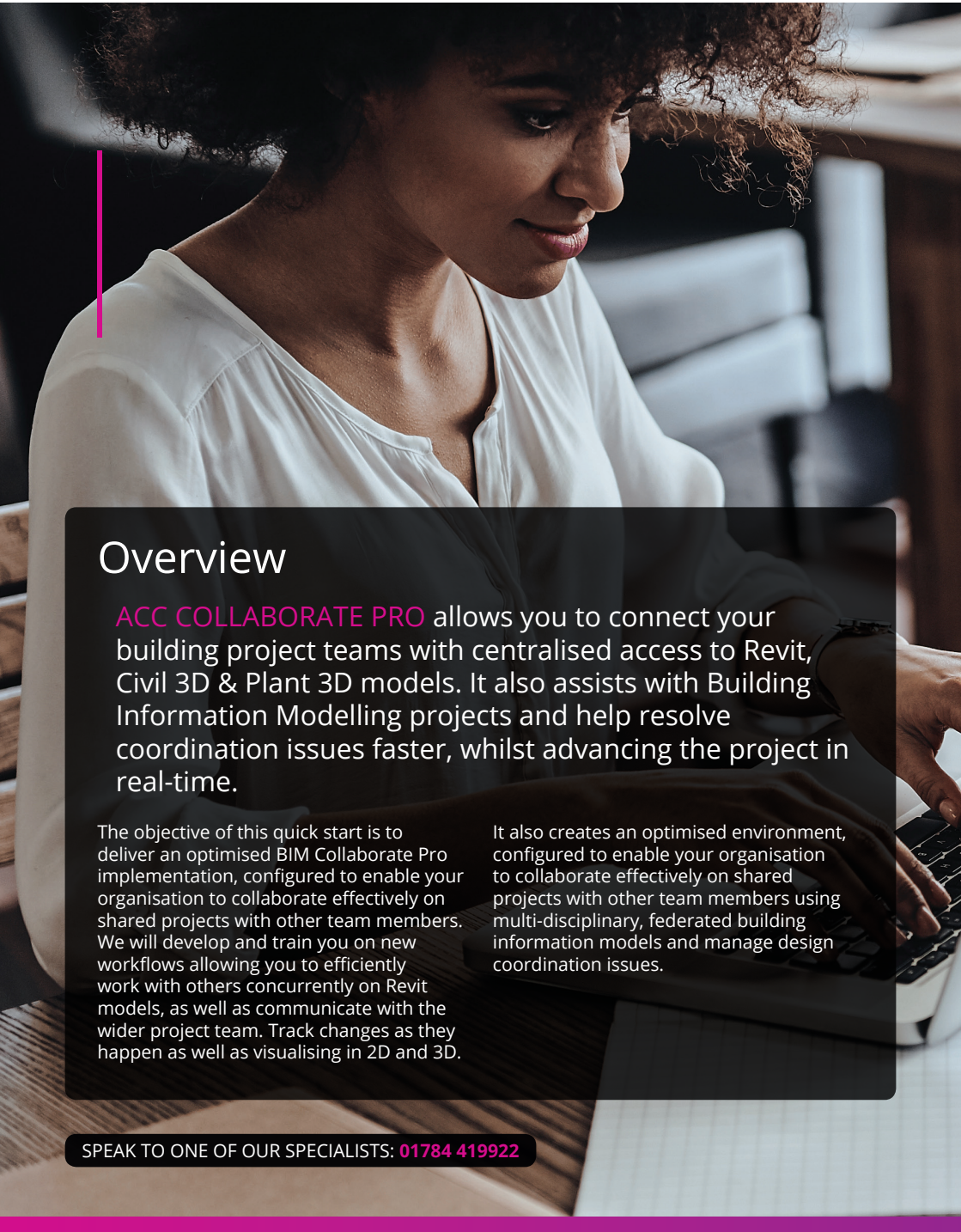

Overview

ACC COLLABORATE PRO allows you to connect your building project teams with centralised access to Revit, Civil 3D & Plant 3D models. It also assists with Building Information Modelling projects and help resolve coordination issues faster, whilst advancing the project in real-time.

The objective of this quick start is to deliver an optimised BIM Collaborate Pro implementation, configured to enable your organisation to collaborate effectively on shared projects with other team members. We will develop and train you on new workflows allowing you to efficiently work with others concurrently on Revit models, as well as communicate with the wider project team. Track changes as they happen as well as visualising in 2D and 3D.

It also creates an optimised environment, configured to enable your organisation to collaborate effectively on shared projects with other team members using multi-disciplinary, federated building information models and manage design coordination issues.

SPEAK TO ONE OF OUR SPECIALISTS: **01784 419922**



Document Management

Insight

Account Administration

Project Administration

Design Collaboration

cadline

Session 1: Existing Workflows

- Review of Project Stakeholders
  - Working with internal project team members
  - Collaborating with external project teams
- Identify Functional Requirements
  - Working concurrently on a cloud hosted Revit model
  - Review changes to models on mobile devices
- Managing Central Models
  - Understanding how models are segmented
  - Best practice for managing multiple project contributors
- Identify Functional Requirements
  - Federating models
  - Establishing clash detection rules

SPEAK TO ONE OF OUR SPECIALISTS: **01784 419922**

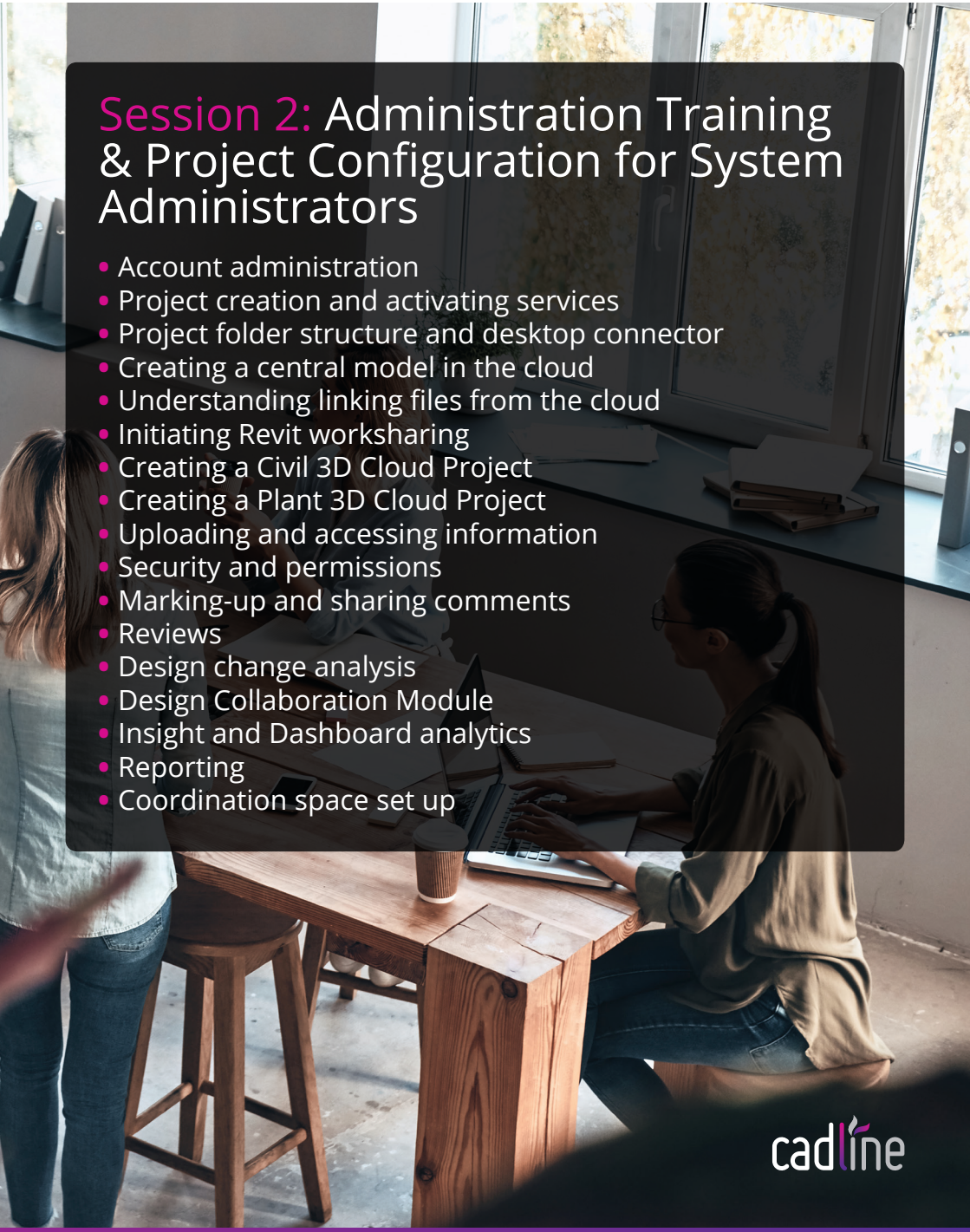

Session 2: Administration Training & Project Configuration for System Administrators

- Account administration
- Project creation and activating services
- Project folder structure and desktop connector
- Creating a central model in the cloud
- Understanding linking files from the cloud
- Initiating Revit worksharing
- Creating a Civil 3D Cloud Project
- Creating a Plant 3D Cloud Project
- Uploading and accessing information
- Security and permissions
- Marking-up and sharing comments
- Reviews
- Design change analysis
- Design Collaboration Module
- Insight and Dashboard analytics
- Reporting
- Coordination space set up

cadline

Session 3: User Training

- Accessing the central model from Revit
- Updating clash results
- Reporting Clashes from Navisworks
- Desktop connector
- Marking-up and sharing comments
- Meeting Minutes
- Design change analysis
- Insight and Dashboard analytics
- Reporting

SPEAK TO ONE OF OUR SPECIALISTS: **01784 419922**

Session 4: Platform Adoption & Project Support

- Extending the project team to other office locations and organisations
- Live project system configuration and modification
- On project user adoption training

cadline

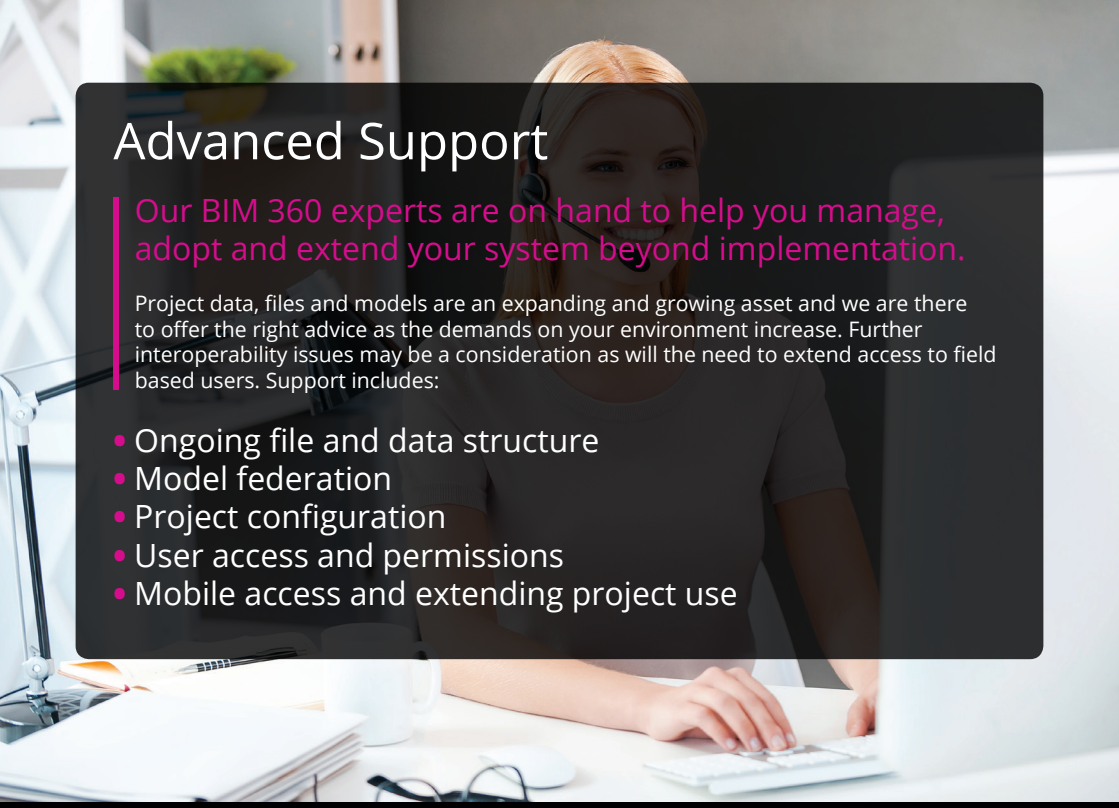

Advanced Support

Our BIM 360 experts are on hand to help you manage, adopt and extend your system beyond implementation.

Project data, files and models are an expanding and growing asset and we are there to offer the right advice as the demands on your environment increase. Further interoperability issues may be a consideration as will the need to extend access to field based users. Support includes:

- Ongoing file and data structure
- Model federation
- Project configuration
- User access and permissions
- Mobile access and extending project use

cadline

AUTODESK
Platinum Partner

FIND OUT MORE

For further information about how we can help you, please contact the team at Cadline on:

01784 419922

sales@cadline.co.uk